

6 Simple Yet Powerful Tips You Can Use To Migrate from GoDaddy To Microsoft 365 – Even If You Don't Know Where To Start




Table of Contents

Introduction	2
6 Tips for Smooth Migration from GoDaddy to Microsoft 365	4
The 7 Most Common Mistakes Made By IT Managers, CIOs, CTOs, And How You Can Easily Avoid Them	6
5 Reasons to Migrate from GoDaddy to Microsoft 365	10
4 Insider Secrets Which Can Help You Achieve Incredible Results for GoDaddy Migration to Microsoft 365	11
Steps to Manually Migrate from GoDaddy to Microsoft 365	14
Third- Party Tools	23
The TRUTH About IT industry And Why Most IT Managers, CIOs, and CTOs Fail At Migrating from GoDaddy to Microsoft 365	25
Claim Your FREE No-Obligation Consultation, and We'll Help You To Migrate from GoDaddy To Microsoft 365	26

Introduction

With rising online competition, an increased security threat, and financial pressures, numerous businesses are migrating from GoDaddy to Microsoft 365. GoDaddy is a capable web host for businesses needing an affordable and user-friendly online presence, but it is simple to outgrow. Moving to Microsoft 365 can help businesses in many ways, from reduced expenses to improved data security and higher employee productivity.

Having said that, while Microsoft 365 offers flexibility, simple scalability, lower expenses, and improved collaboration, a hasty migration can result in a subpar adoption and pose a cybersecurity threat.

Not to mention, there are numerous hindrances one may have to surpass before achieving the desired result. That is precisely why it requires extensive planning to ensure a successful migration.

Though, migrating from GoDaddy to Microsoft 365 doesn't have to be as challenging as you think. Simply by implementing the right tried-and-tested techniques, you can migrate from GoDaddy to Microsoft 365 without experiencing any of the common frustrations.

How could you know?

Because at TekDana LLC, we're experts at helping companies migrate from GoDaddy to Microsoft 365 in the shortest possible time frame. Over the past 20 years, we've served hundreds of customers and have completed over 100 successful migrations from GoDaddy to Microsoft 365. Some of our clients include leading firms such as [Ambler Surgical](#), [Intelligent Staffing Company](#), and [Wellman Dynamics](#).

We've written this ebook to share some of the powerful secrets we've accumulated during our time in the IT industry. You will benefit from the following information as you migrate from Godaddy to Microsoft 365.

You're about to discover:

- 6 Tips for smooth migration from GoDaddy to Microsoft 365
- The 7 Most Common Mistakes Made By IT Managers, CIOs, CTOs, And How You Can Easily Avoid Them
- 5 Reasons to Migrate from GoDaddy to Microsoft 365
- 4 Insider Secrets Which Can Help You Achieve Incredible Results for GoDaddy migration to Microsoft 365
- Steps to Manually Migrate from GoDaddy to Microsoft 365
- The TRUTH About GoDaddy And Why Most IT Managers, CIOs, CTOs Fail At Achieving Their Desired Outcome
- Claim Your FREE No-Obligation Consultation And We'll Help You To Migrate from GoDaddy To Microsoft 365

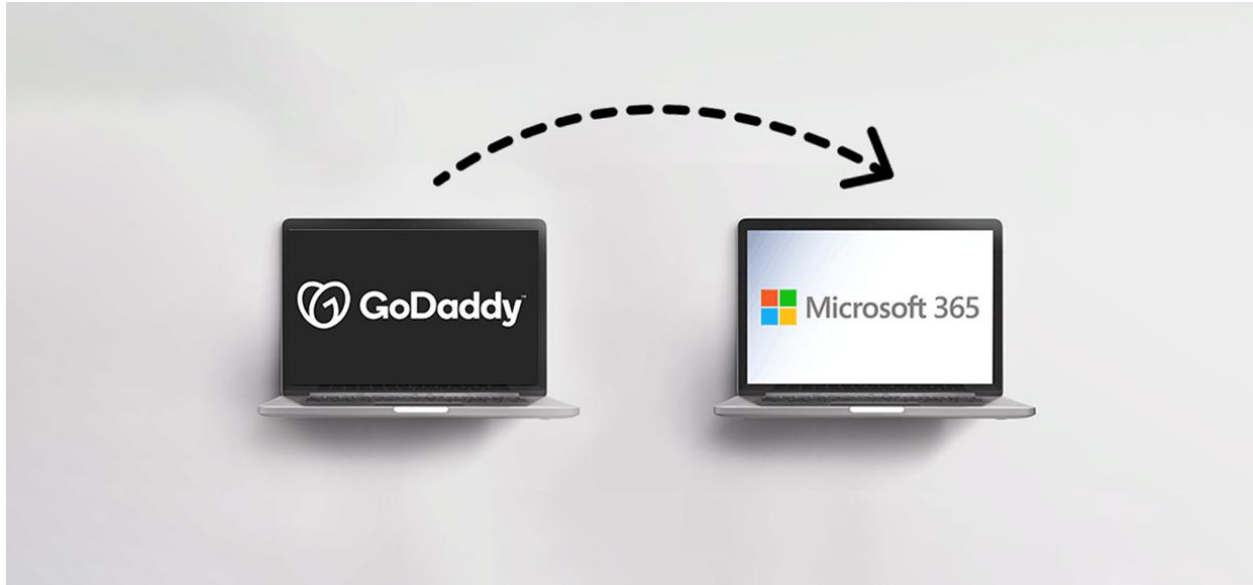
The manual migration process to Microsoft 365 can be laborious, time-consuming, and unreliable. However, you can cut down on the time required for the migration and the scope of error using the appropriate third-party tool. These solutions provide admins value-added features and capabilities and will ensure that your crucial data is moved as safely and securely as possible. That is precisely what we at TekDana LLC offer, making migration a simpler and safer task for you.

By the time you have finished reading, you'll have all the information you need to kickstart your journey to success and migrate GoDaddy to Microsoft 365.

Before we delve into the tips to migrate to Microsoft 365, here are the Steps that will help you run a full Microsoft 365 migration.

Let's get started!

6 Tips for Smooth Migration from GoDaddy to Microsoft 365



Microsoft 365 significantly benefits businesses and end users, enabling mobile work and fostering real-time collaboration. Although switching to Microsoft 365 entails thorough migration planning, there are certain things to consider when planning the process. Here, we have outlined 6 tips you can consider for smooth migration from GoDaddy to Microsoft 365:

1. Execute an in-depth discovery process

The basic foundation for a successful migration from Godaddy to Microsoft 365 is committing to an in-depth discovery process. It is advisable to start with identifying the operating environment's data, which includes the volume and types of data to be transferred. Give careful consideration to team structures, document libraries, and mailboxes.

Furthermore, observe situations that might need additional supervision, such as unusually large inboxes or sensitive data. In addition to data, note workflows, business processes, permissions, users, licenses, and security settings.

2. Clean before migration

Migration offers you an ideal opportunity to eliminate unnecessary clunks of data. You must delete or archive inactive mailboxes and teams that are no longer necessary to maintain your organization's compliance with legal requirements, business procedures, and other factors. Reducing unnecessary data will help smooth the migration process.

3. Conduct a test run

Before migrating to Microsoft 365, conduct a trial project with an average-sized crew to iron out any wrinkles in the migration plan. For instance, the pilot process may reveal the need for additional training or a larger team. The migration team can find and fix potential problems by conducting a closely watched test run.

4. Develop a clear plan of action to call issues

Let's face it. There will be challenges with any migration, no matter how carefully planned. Minor problems might have a significant impact, especially when the move involves vital software for daily operations. How the migrating team handles issues will influence the end user's outlook.

Take time to evaluate the situation when issues arise before devising a strategy to counter it. It is crucial to identify the problem to convey the desired outcome of the solution more precisely.

5. Communication is Key

Communicate openly with the migration team, important stakeholders, and end users during the migration process. People can adjust quickly and are more likely to grasp new capabilities when they know what to expect.

Use several communication channels to convey the information to all team members. For instance, use scrum meetings, announcement signage, and emails for updates. And make sure to offer sufficient training on the modifications and new capabilities.

6. Data Backup

To avoid data loss, ensure you have a solid backup strategy. Backing up your data before initiating the migration procedure is a good idea. If something goes wrong during the migration, you may be able to retrieve any lost documents using this.

[Claim Your FREE No-Obligation Consultation And We'll Help You To Migrate from GoDaddy To Microsoft 365](#)

The 7 Most Common Mistakes Made By IT Managers, CIOs, CTOs, And How You Can Easily Avoid Them



Moving to the cloud is a savvy move, regardless of the scale of your business. Using Microsoft 365 for large enterprises makes more sense than investing more money in servers or data centers.

Similarly, for small-scale businesses, the benefits of employing a cloud platform far exceed the drawbacks of many free email and file-sharing services.

However, it's crucial to understand that there are some common mistakes you should avoid for an easier and more smooth transition to Microsoft 365. It takes work to gather data from many platforms for migration, after all.

It would help to avoid the following errors to make migration seamless and stress-free.

Read on to find out 7 most common mistakes made by businesses— as well as easy-to-follow tips on how to avoid them.

1. Incorrect configuration of applications

Failing to configure your cloud applications in a way that accurately reflects how they were set up on-premises is a common problem when switching to Microsoft 365.

Email is an excellent example since it is frequently seen as a simple incentive for businesses utilizing Microsoft 365 to go to the cloud. Users often become frustrated because their new inboxes aren't set up the same way as their old ones, missing custom rules and filters for no reason other than that their IT department forgot to include them.

2. User Training

It is another common pitfall to underestimate the importance of user training. The most challenging aspect of migration involves getting Microsoft 365 functioning correctly, but any organization needs proper staff training, particularly regarding significant changes in daily functionality. In addition to giving your staff a chance to learn about new productivity-enhancing tools like Microsoft Teams and OneNote, proper training will keep businesses functioning smoothly.

3. Lack of help desk personnel to handle the transfer volume

Another common mistake is understaffing. The lack of help desk staff can be a glaring problem especially if the amount of transfers to be handled is high. For this reason, the communications with the end users are frequently not detailed enough or sent without adequate lead time for adoption.

Therefore, companies need to recognize the value of end-user involvement. End-users should be kept in the loop from the start and informed of the details, including how their daily work will be affected and who to contact in the case of an issue. This will make it easier to prevent any disconnect or misunderstanding and open the door for a successful migration.

4. Not assessing the time required to complete the migration

The amount of time required for a successful migration depends on the size of your data. Knowing how much information needs to be migrated is necessary to predict the migration's duration. Most companies neglect the data size that can determine the time required to migrate from GoDaddy to Microsoft 365. This mistake can cost you a lot as the total time needed for the migration impacts users' work. Since the user is unaware of the complete migration time frame, they won't know when to start using the cloud.

Evaluation of total migration time is vital for organizing the migration process efficiently. Because migration speed gets affected by the bandwidth, it is crucial to assess the time authoritatively and plan your migration accordingly to complete the whole migration in the most conducive time.

5. Lack of professional migration tools

Companies tend to accomplish the entire migration task independently without utilizing the external assistance of automated tools. It raises the workload for their current workforce,

negatively influences customers, and may affect business productivity. Manual migrations are complex in Microsoft 365, considering the intricacy of the environment. So, using a professional M 365 migration tool for migration requirements is highly recommended.

6. Not scheduling your migration:


Planning and scheduling everything before beginning the migration to Microsoft 365 is vital. Many companies fail to determine which essential applications and data must be transferred to Microsoft 365 before initiating the process. They need to pay more attention to devising a strategy that outlines the tasks, deadlines, and resource needs that are pivotal to a successful migration. Speaking with the IT department or engaging a migration professional can be helpful.

7. Forgetting post-migration activities:

Following the completion of migration from GoDaddy to Microsoft 365, most companies neglect creating management strategies, policies, audits, monitoring, etc. However, if you yearn to achieve a clean, hassle-free, and effective migration never forget post-migration activities.

[Claim Your FREE No-Obligation Consultation And We'll Help You To Migrate from GoDaddy To Microsoft 365](#)

5 Reasons to Migrate from GoDaddy to Microsoft 365



Many businesses prefer Microsoft 365 because it includes the capabilities of the entire Microsoft suite of collaboration and productivity tools. Microsoft (including Word, Excel, PowerPoint, Publisher, and Outlook) is well-known to the users since they have been regularly using it for a long time. However, like GoDaddy, if your email hosting service provider is managed by a third party other than Microsoft, you must undergo the migration process to move your mailboxes to M 365.

Listed below are some of the prime reasons why IT Managers, CIOs, and CTOs migrate from GoDaddy to Microsoft 365:

1. Security: Compared to Godaddy, Microsoft 365 provides extra security for securely performing emailing. This incorporates multi-factor authentication, data encryption, and enhanced threat protection. Although GoDaddy also provides security protections, they might not be as effective as those offered by Microsoft 365.

2. Collaboration: Microsoft 365 provides users with a wide range of tools, such as Microsoft Teams, SharePoint, and OneDrive, that make your team collaboration more effective. On the other hand, Godaddy is primarily a domain registrar and hosting service that doesn't offer the same collaboration features as Microsoft 365.

3. Integration: Unlike GoDaddy, Microsoft 365 integrates seamlessly with other Microsoft products, like Outlook, Excel, and PowerPoint. This makes it simpler to keep your files and data in one location and manage your workflow.

4. Scalability: Microsoft 365 is designed to be scalable, which means it can grow with your business as your needs change. Irrespective of whether you want to add more users, more storage, or even more applications, Microsoft 365 can easily accommodate your needs. On the contrary, GoDaddy may not be as flexible as Microsoft 365.

5. Support: Last but certainly not least, Microsoft 365 offers a comprehensive support system comprising 24/7 phone and chat assistance and an online community where you can find solutions to all your queries. Though GoDaddy provides support, it is less extensive and responsive than Microsoft 365's customer support.

[Claim Your FREE No-Obligation Consultation And We'll Help You To Migrate from GoDaddy To Microsoft 365](#)

4 Insider Secrets Which Can Help You Achieve Incredible Results for GoDaddy Migration to Microsoft 365



At TekDana LLC, we've got our fingers on the pulse of the IT industry, and we've picked up a secret or two during our time. Here are just a few gems that you can use to migrate from GoDaddy to Microsoft 365.

1. **Avoid the urge to D-I-Y:**

It is advisable to deploy the services of an experienced IT support services provider if your business has many users, especially if those users are using multiple devices.

The person in charge of this process must be familiar with email flow, how it operates, and how to seamlessly import data into Microsoft 365. Email delivery issues might result from anything as simple as disregarding an internet record modification during the procedure.

Risks specific to IMAP/POP migration can exist. If you don't utilize an automatic program, you must manually back up and import every user's email before switching to Microsoft 365. As a result, there may be additional latency and an increased chance of skipping emails during the switchover.

2. Choose the correct migration tool to synchronize accounts and data:

Using a software program designed specifically for this purpose is the most straightforward approach to switching to Microsoft 365. The process of switching from IMAP/POP to Exchange is more complicated, and it can be accelerated with the correct tool.

An effective migration tool allows IT experts to find every mailbox associated with the firm. The management can choose which email accounts to remain active and which ones to terminate. Besides, all email accounts, passwords, and data can be imported into the migration tool and integrated into Microsoft 365.

3. Make a thorough plan for the data migration:

This plan involves all aspects of the migration process and the organizational and technological demands. It is crucial to understand what you are moving and how it functions within the target system. Besides, it also helps to gain an overview of the amount of data that will be transferred and how it will appear.

The data migration strategy outlines each stage and considers who will be impacted, the possibility of downtime, technical obstacles or compatibility issues, data integrity management, and data security during the migration. This entails creating the project's timeline and resolving every issue while considering the design, the data to be transferred, and the target system.

4. The importance of business teams' participation in the data migration process:

The specific business department that uses the data daily is the only one that truly understands it. Thus, data migration cannot be executed by IT personnel exclusively. So, the business departments should be made aware of the latest developments and engaged with the procedures from the outset. Additionally, the business department team may provide crucial information about the value of the moved data. This way, undesirable circumstances, and subsequent assessments can be averted or minimized.

[Claim Your FREE No-Obligation Consultation And We'll Help You To Migrate from GoDaddy To Microsoft 365](#)

Steps to Manually Migrate from GoDaddy to Microsoft 365



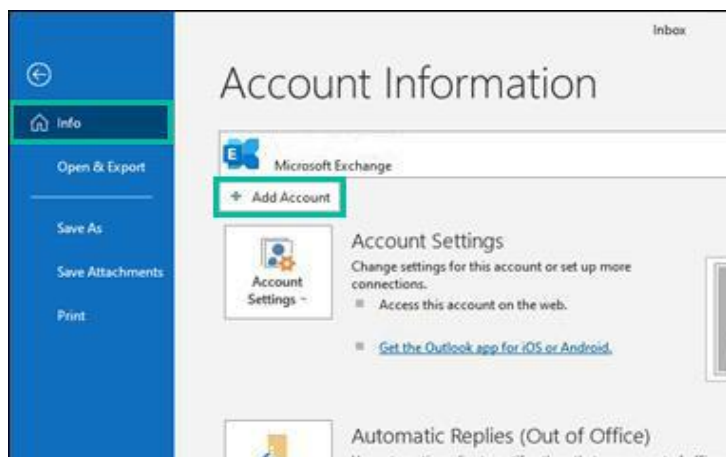
The fact is that GoDaddy does not offer a direct method of migrating GoDaddy email to Microsoft 365. Be at ease, though! A solution exists for everything. Here are the steps to take if you wish to migrate emails from GoDaddy to Microsoft 365 manually: -

Move GoDaddy Mailbox using Microsoft Outlook to Microsoft 365

We must set up Microsoft Outlook to use the GoDaddy email account. The steps to set up GoDaddy email in Microsoft Outlook are listed below.

Step 1: Open **Outlook** on your desktop or laptop.

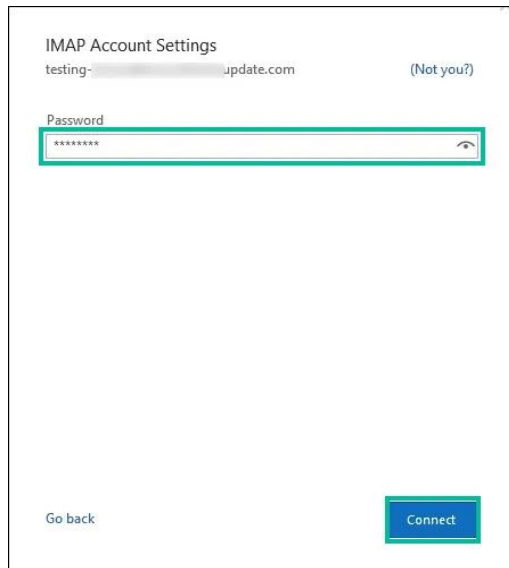
Step 2: Now select **Add account** from the **File** menu by clicking the icon.



Step 3: On the **Connect** screen, enter your GoDaddy **email address**.

Step 4: Enter your GoDaddy email account password.

Step 5: Click the **Connect** button once you've entered the password.



IMAP Account Settings

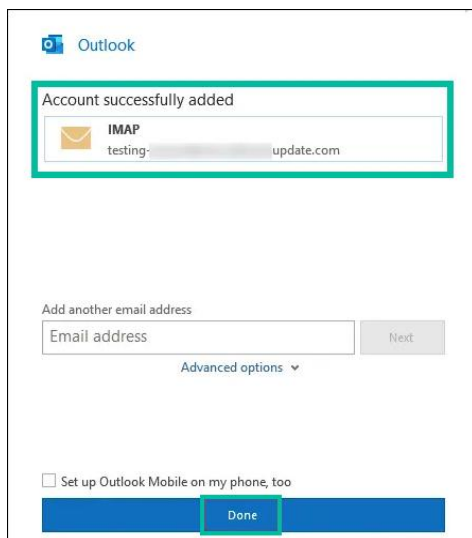
testing-@update.com (Not you?)

Password

Go back

Connect

The successfully added account status is shown here.



Outlook

Account successfully added

IMAP

testing-@update.com

Add another email address

Email address

Next

Advanced options

☐ Set up Outlook Mobile on my phone, too

Done

You have now configured Outlook to connect to your GoDaddy email.
Now you must export the email into an Outlook PST file format.

Steps to export the GoDaddy PST file:

Step 1: Launch the version of Outlook that is linked to your **GoDaddy** account.

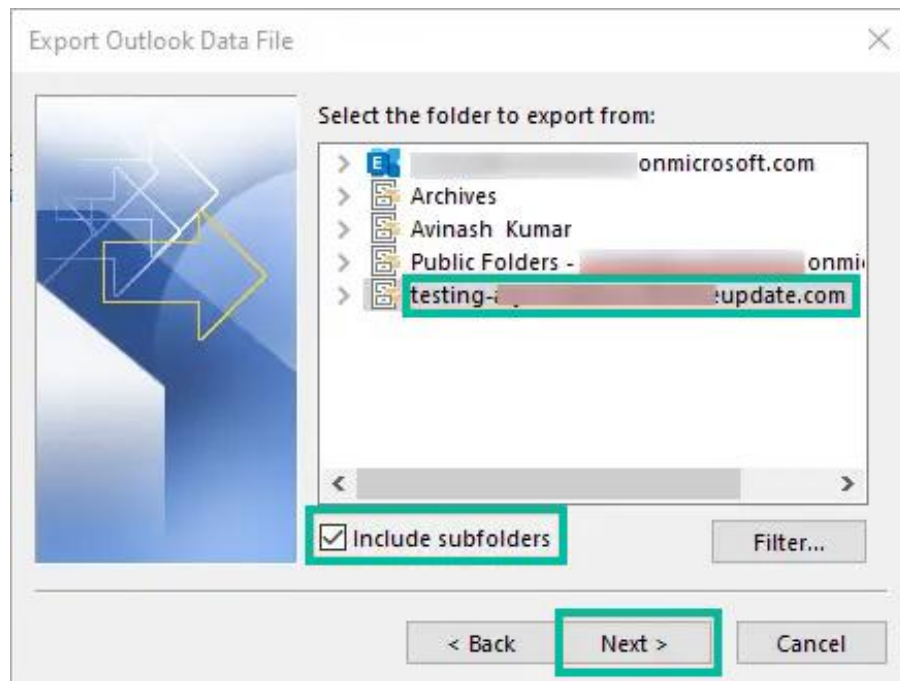
Step 2: Navigate to **Open & Export** from the **File** menu and click on **Open**.

Step 3: Then select **Import/Export** from the menu.

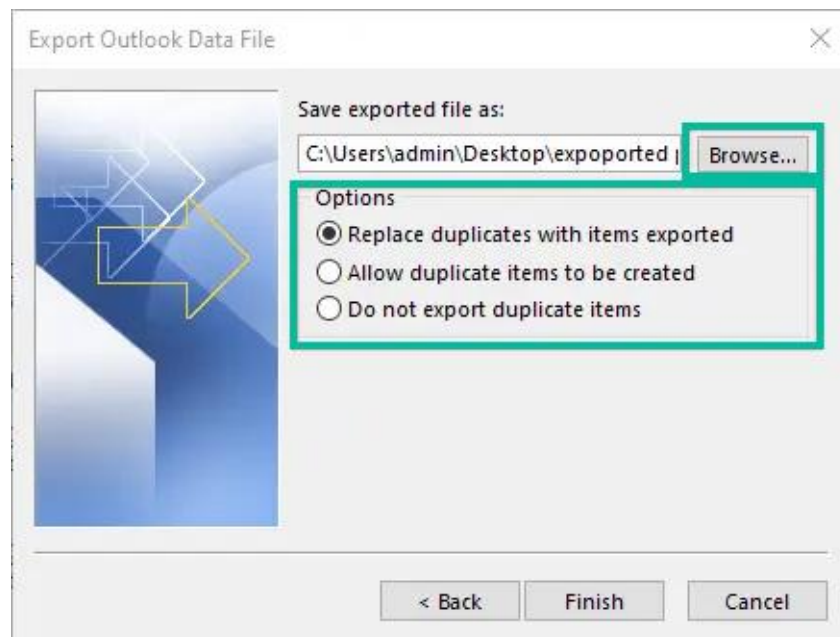
Step 4: There is now an import/export wizard accessible. Select "**Export to a file**" and then click "**Next**."

Step 5: Then, select **Outlook data file** (.pst) as the export file type and click "**Next**".

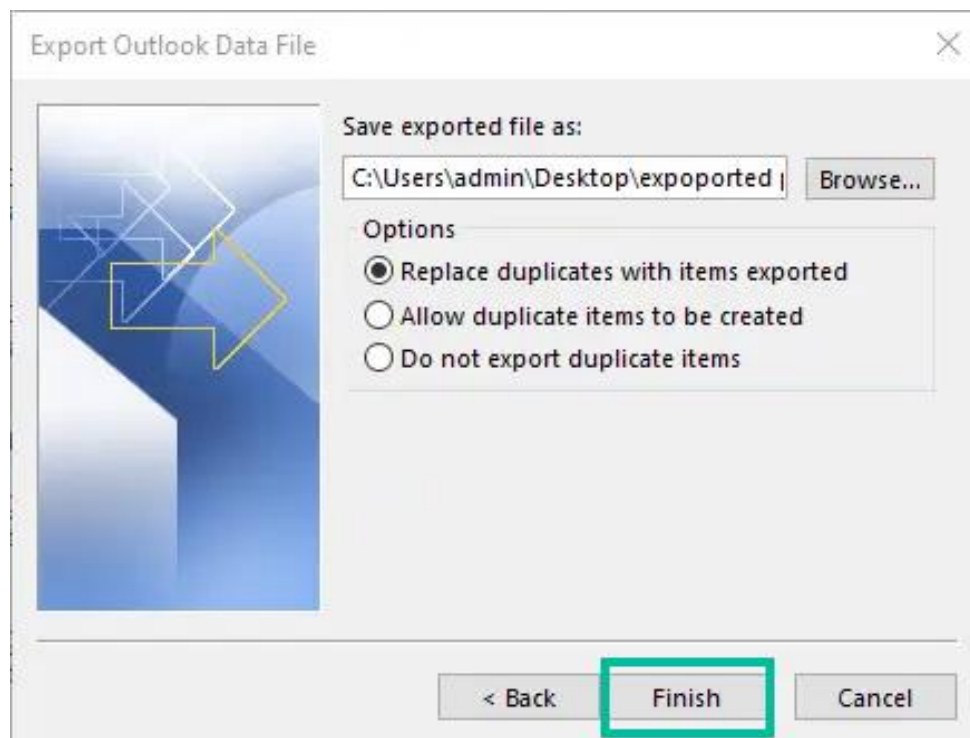
Step 6: Locate the configured GoDaddy email account by scrolling down the page. Check the Include subdirectory box and choose the **GoDaddy email address**. Click **Next**.



Step 7: To choose the saving path, click the **Browse** button. Additionally, choose one option from the available options.



Step 8: To save the GoDaddy emails to PST formats, press the **Finish** button.



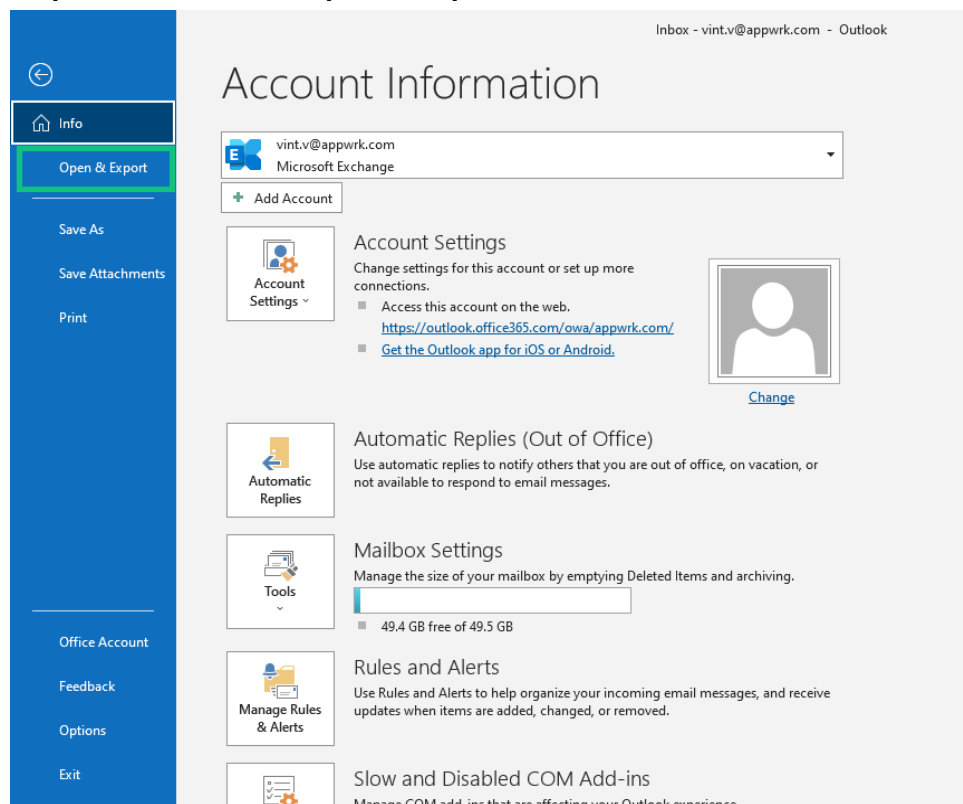
Uploading a PST file into Microsoft 365 using Outlook

Clicking the Finish button will ensure GoDaddy emails are exported into PST and Outlook data file formats. Finally, the migration of GoDaddy emails to Microsoft 365 needs to be completed by [uploading a PST file](#) into the platform.

Step 1: Open Microsoft Outlook.

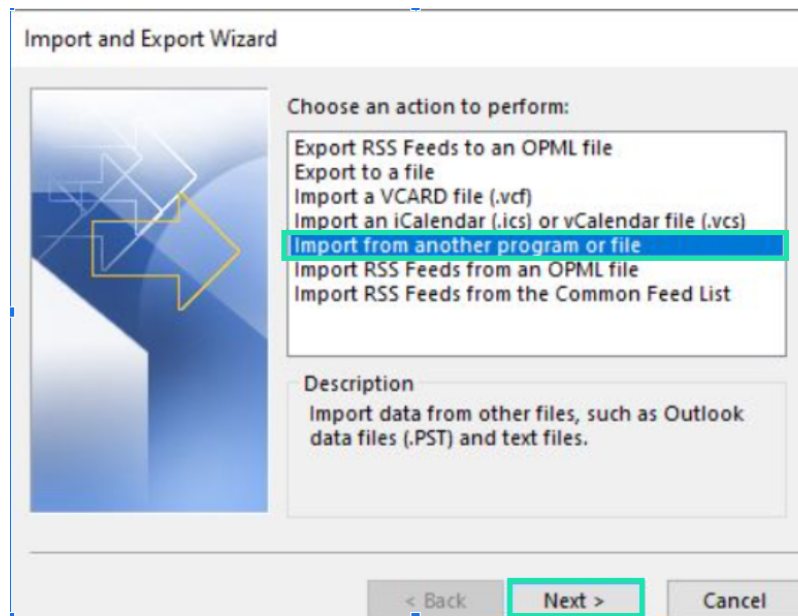
Step 2: Select **File** from the menu.

Step 3: Next, click the **Open & Export** button.



Step 4: Once you click on the Open & Export button, a wizard for **Import and Export** will appear. Select **Import from another program or file** option.

Step 5: Select **Outlook Data File (.pst)** and then click the **Next** button.



Step 6: Choose the .pst File of your preference.

Step 7: Finally, click on the **Finish** button to upload the .pst file into Office.

Third- Party Tools Overview

You essentially have two alternatives when attempting to transfer your company's mail (and public files) to Microsoft 365.

The manual procedure outlined above is ideal for a small organization or businesses moving a few mailboxes. However, there are better methods than this, especially for larger companies where it is advisable to use third-party tools such as Fly by AvePoint, BitTitan MigrationWiz, or Cloud Migrator for migration.

A far more practical, automated, and dependable alternative is using a third-party tool. These third-party migration tools also provide extra features that might simplify an admin's job. For instance, they can batch-assign Microsoft 365 licenses, run delta migrations at scheduled intervals, and automatically build and correlate source and target mailboxes. Using third-party tools is the most dependable, provides administrators with valuable features and opportunities, and is even suggested by Microsoft. In light of this, it makes sense to use it to efficiently and professionally migrate from GoDaddy to Microsoft 365.

Here are three third-party tools that you can use for large-scale migrations:

- **Fly by AvePoint-** Every version of SharePoint is supported by Fly by AvePoint. They were early adopters of Microsoft BPOS migration, a forerunner to the Microsoft 365 migration they now provide. This tool is ideal for large-scale migration as it allows you to migrate, combine, and convert data from over a dozen cloud and on-premises sources. You can easily combine mail, files, and collaboration in your workplace.
- **MigrationWiz-** Google has only approved a select few migration services, and BitTitan's MigrationWiz is one of them. Accessible from anywhere at any time, MigrationWiz is a fully automated system that is built on the cloud.

Public folders, cloud storage, and centralized user interfaces allow users to set up and customize their mailboxes. Due to its user-friendly design and cloud-based architecture, this service has no software or hardware to install or maintain. Sharing migration projects inside a Workgroup is supported by MigrationWiz. All active agents can access all migration projects when the Project Sharing functionality is enabled.

- **Quest on Demand-** Microsoft 365 tenant-to-tenant account, email, and OneDrive migration is made easy, secure, and quick with New Quest On Demand Migration Tool. It simplifies difficult, time-consuming, and error-prone migration tasks. Thanks to a single, easy interface, businesses can handle discovery, assessment, and configuration for the

conversion of accounts, emails, and OneDrive effortlessly with On Demand conversion. It also enables the seamless consolidation and merging of Microsoft 365 tenants.

The software and tools used to migrate from GoDaddy to Microsoft 365 differ depending on the type of migration. The aforementioned tools will go a long way in helping you achieve a seamless transition to Microsoft 365.

[Claim Your FREE No-Obligation Consultation And We'll Help You To Migrate from GoDaddy To Microsoft 365](#)

The TRUTH About IT industry And Why Most IT Managers, CIOs, and CTOs Fail At Migrating from GoDaddy to Microsoft 365

Have you ever done something difficult without any assistance? Well, it could be anything as straightforward as trying to move heavy furniture – like a desk – all by yourself. You probably knew in your head that it was better to ask help from a friend or family member – but you became impatient and attempted by yourself, just to see if you could accomplish it on your own.

Consequently, shortly afterwards, it became crystal clear that you just couldn't do it. The desk was WAY too heavy. Apart from knocking over the nearby lamp, you've now got a stabbing pain in your lower back... and the desk is still jammed right where it was.

If only you'd asked for help.

Well, the truth is the IT industry is a lot like that. It can be very difficult – or even impossible – to migrate from GoDaddy to Microsoft 365 without any assistance.

Of course, there is one huge difference. Migrating from GoDaddy to Microsoft 365 isn't as simple as moving a piece of furniture. There's WAY more to it than that. And the outcomes could be far more over the odds than just hurting your lower back or putting a scratch on the wall.

Not only could you cost yourself thousands of dollars, but you could also set yourself back months on your journey. You could end up further away from achieving your desired outcome than you are right now.

Sadly, this is something that happens all too often to IT managers, CIOs, and CTOs. Instead of seeking the expert help, they try to go it alone and fall well short of achieving their goals.

That's why you must ask for expert advice to achieve your goals. And in the IT industry, there's no one better than TekDana LLC. We have 20 years of experience in the IT industry – during which time we've helped over 100 customers migrate from GoDaddy to Microsoft 365.

We can help you avoid the common pitfalls, steer clear of the costly mistakes and migrate from GoDaddy to Microsoft 365 in the shortest possible time frame. Why risk the worst potential outcome facing IT Managers, CIOs, and CTOs when you can use our expertise and proven systems to migrate from GoDaddy to Microsoft 365? To find out how to reach us, scroll below for a free, no-obligation consultation.

Claim Your FREE No-Obligation Consultation And We'll Help You To Migrate from GoDaddy To Microsoft 365

Thank you for taking the time to read this eBook – we hope you've found the information helpful and can use what you've learned to migrate from GoDaddy to Microsoft 365.

If you're truly serious about migrating from Godaddy to Microsoft 365, then we have excellent news. We're offering you a free, no-obligation session with one of our IT industry experts only for a limited time only.

During your session, we'll discuss your current situation, what your goals are, and how we can help you achieve them using our proven system.

We'll also cover a plethora of beneficial information together, including...

How you can migrate from GoDaddy to Microsoft 365 in the surprising timeframe, what you should never do when trying to migrate from GoDaddy to Microsoft 365, and how to avoid all the most common mistakes that IT Managers, CIOs, and CTOs make which sabotage their success.

There's no cost or obligation to move forwards with our service afterward if you feel like it's not for you. It's basically a complimentary information session wholly designed to educate you and provide value to you in advance.

To claim your free consultation or acquire more information about this limited-time offer, all you have to do is click the link below.

[Claim Your Free Session Here](#)